

Cartridge Filter Housings

WTGD Stainless Steel Cartridge Filter Housing with casted, hinged cover

WTGD Stainless Steel Cartridge Filter Housing are manufactured in different assembly sizes. The assembly sizes differ from one another in the amount and length of filter cartridges that can be built inside. So there can be built 3, 5, 8 or 12 filter cartridges in the length from 10" to 40" inside of a housing.

An important feature of the WTGD cartridge filter housings is the fact, that the position, type and size of the inlet and outlet connections are variable and are only manufactured at time of and according to customer specification. WTGD Cartridge filter housings can be supplied with filter cartridges with double open end (DOE*), with filter cartridges with adapter and flat endcap (Code 0) or with adapter and endcap with fin (Code 5). Options for all sizes are a pressure-gauge-vent-unit and a magnet insert for pre-separation of ferrite particles. To built up the WTGD cartridge filter housing they are provided with three welded legs.

DWTGD-Double cartridge filter housing with manual switch



Top-Seller

WTGD Stainless Steel Cartridge Filter Housing with casted, hinged cover

Technical data

Material:	Housing: stainless steel 1.4404/1.4571
	Installations: stainless steel 1.4404/1.4571
	O-Ring: Viton (optional Viton-FEP-encapsulated, EPDM, Silikon)
In- / Outlet:	position, type and size according to customer specification
Vent:	2 x 1/4" internal thread
Drain:	1/2" internal tread (12WTGD: 3/4") except for version „SU“
Filter Cartridges:	Amount and length see table
Difference pressure:	see datasheet of the filter cartridges
Max. operating pressure:	10bar
Max. operating temperature:	95°C
Flow rate:	The maximum flow rate correlates to the nominal diameter of the housing connection and the characteristic curve of the flow rate of the chosen filter element.

Applications

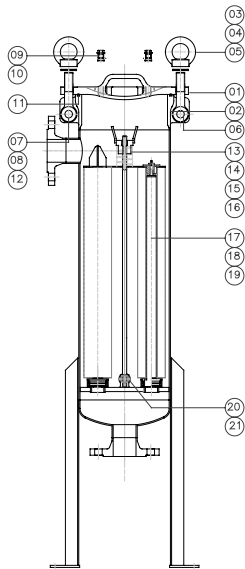
- Fine filters for cooling circuits
- Particle filters for cleaning baths
- Pre-filters for reverse osmosis plant
- Protection filters for pumps
- Pre-filter for drinking water recycling
- Post-filters for activated carbon filters and ion exchangers
- Suspended particle filters for well-water
- Process filters for varnishes, paints and adhesives
- End filters for bottling of liquids

Features and Benefits

- Stainless Steel Cartridge Filter Housing with casted, hinged cover and swinging bolts
- Four sizes for 3, 5, 8 or 12 filter elements type Code 0, Code 5 or filter elements with double open end (DOE*), in lengths of 10", 20", 30" or 40"
- Position, type and size of the inlet and outlet connections according to customer specification
- Center post for DOE* filter elements made of stainless steel 1.4401 / 1.4404 with 222 adapter and counterholder with cutting edge for secure sealing
- Pressure-gauge-vent-unit and magnet-insert as optional accessories.

* One additional center post is required for each DOE cartridge filter element!

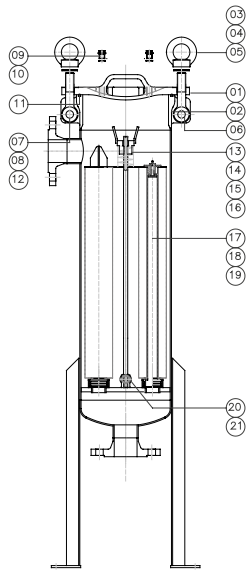
Spare parts



Spare parts

Pos.	Description	Material	Order designation	Order No.
1	03WTGD-cover	Stainless steel 1.4404	d168x3-Deckel-TG	007473
	05WTGD-cover	Stainless steel 1.4404	d219x3-Deckel-TG	007427
	08WTGD-cover	Stainless steel 1.4404	d273x3-Deckel-TG	007475
	12WTGD-cover	Stainless steel 1.4404	d323x3-Deckel-TG	008396
2	03WTGD-flange	Stainless steel 1.4404	d168x3-Flansch-TG	007474
	05WTGD-flange	Stainless steel 1.4404	d219x3-Flansch-TG	007428
	08WTGD-flange	Stainless steel 1.4404	d273x3-Flansch-TG	007476
	12WTGD-flange	Stainless steel 1.4404	d323x3-Flansch-TG	008397
3	03WTGD-swinging bolt	C15, Steel, zinc plated	d168x3-Augenschraube-C	007730
	05WTGD-swinging bolt	C15, Steel, zinc plated	d219x3-Augenschraube-C	007732
	08WTGD-swinging bolt	C15, Steel, zinc plated	d219x3-Augenschraube-C	007732
	12WTGD-swinging bolt	C15, Steel, zinc plated	d219x3-Augenschraube-C	007732
4	03WTGD-ring nut	C15, Steel, zinc plated	d168x3-Ringmutter-C	007731
	05WTGD-ring nut	C15, Steel, zinc plated	d219x3-Ringmutter-C	007733
	08WTGD-ring nut	C15, Steel, zinc plated	d219x3-Ringmutter-C	007733
	12WTGD-ring nut	C15, Steel, zinc plated	d219x3-Ringmutter-C	007733
5	03WTGD-washer	Stainless steel	d168x3-U-Scheibe-LG	007721
	05WTGD-washer	Stainless steel	d219x3-U-Scheibe-LG	007432
	08WTGD-washer	Stainless steel	d219x3-U-Scheibe-LG	007432
	12WTGD-washer	Stainless steel	d219x3-U-Scheibe-LG	007432
6	03WTGD-bolt, short	Stainless steel 1.4404	d168x3-Bolzen-kurz-TG	007726
	05WTGD-bolt, short	Stainless steel 1.4404	d219x3-Bolzen-kurz-TG	007433
	08WTGD-bolt, short	Stainless steel 1.4404	d219x3-Bolzen-kurz-TG	007433
	12WTGD-bolt, short	Stainless steel 1.4404	d219x3-Bolzen-kurz-TG	007433
7	03WTGD-bolt, long	Stainless steel 1.4404	d168x3-Bolzen-lang-TG	007727
	05WTGD-bolt, long	Stainless steel 1.4404	d219x3-Bolzen-lang-TG	007434
	08WTGD-bolt, long	Stainless steel 1.4404	d219x3-Bolzen-lang-TG	007434
	12WTGD-bolt, long	Stainless steel 1.4404	d219x3-Bolzen-lang-TG	007434
8	03WTGD-retaining ring	A2	d168x3-Sicherungsring-LG	007720
	05WTGD-retaining ring	A2	d219x3-Sicherungsring-LG	007429
	08WTGD-retaining ring	A2	d219x3-Sicherungsring-LG	007429
	12WTGD-retaining ring	A2	d219x3-Sicherungsring-LG	007429
9	Hex.-plug	1.4571	3WT-ESTOP-1/4-T	007151
10	Gasket	PTFE	3WT-DIPTFE-ENTL	000364
11	O-Ring for Housing	Viton	03WTGD-ORVIT-GEH	007748
		Viton	05WTGD =	
			WTBF40-ORVIT-GEH	001082
		Viton	08WTGD-ORVIT-GEH	007734
		Viton	12WTGD-ORVIT-GEH	008398
		Viton-FEP-encapsulated	03WTGD-ORFEP-GEH	002041
		Viton-FEP-encapsulated	05WTGD =	
			WTBF40-ORFEP-GEH	002252
		Viton-FEP-encapsulated	08WTGD-ORFEP-GEH	999996
		Viton-FEP-encapsulated	12WTGD-ORFEP-GEH	999996
		EPDM	03WTGD-OREPDM-GEH	008367
		EPDM	05WTGD=	
			WTBF40-OREPDM-GEH	005672
		EPDM	08WTGD-OREPDM-GEH	007848
		EPDM	12WTGD-OREPDM-GEH	008630
		Silicone	03WTGD-ORSIL-GEH	999996
		Silicone	05WTGD =	
			WTBF40-ORSIL-GEH	003856
		Silicone	08WTGD-ORSIL-GEH	999996
		Silicone	12WTGD-ORSIL-GEH	999996

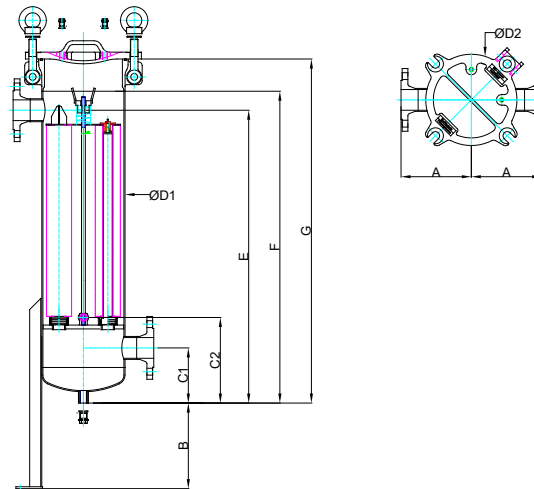
Spare parts



Spare parts

Pos.	Description	Material	Order designation	Order No.
12	03WTGD--washer,			
	hinge	Stainless steel	d168x3-U-Scheibe-LG	007721
	05WTGD--washer,			
	hinge	Stainless steel	d219x3-U-Scheibe-LG	007478
	08WTGD--washer,			
	hinge	Stainless steel	d219x3-U-Scheibe-LG	007478
	12WTGD--washer,			
	hinge	Stainless steel	d219x3-U-Scheibe-LG	007478
13	Rod	1.4571	WTGD-Zugstange-10-T	007750
		1.4571	WTGD-Zugstange-20-T	007751
		1.4571	WTGD-Zugstange-30-T	007752
		1.4571	WTGD-Zugstange-40-T	007753
14	Spring for press-on-plate	1.4571	WTGD-Feder-T	007754
15	Nut for press-on-plate	1.4571	WTGD-Knebel-T	007755
16	Press-on-plate	1.4571	03WTGD-Andrückplatte-T	007756
			05WTGD-Andrückplatte-T	007757
			08WTGD-Andrückplatte-T	007758
			12WTGD-Andrückplatte-T	999992
17	Center post, complete	Stainless steel	WTGD-FST-10-222-TG	S009567
		1.4401 / 1.4404	WTGD-FST-20-222-TG	S009568
			WTGD-FST-30-222-TG	S009569
			WTGD-FST-40-222-TG	S009570
18	Compression nut, center post	1.4571	01WTKF-FST-Gegenhalter-TG	006944
19	O-ring for center post	Viton	70003-B-ORVIT-222	007175
		Viton-FEP	70003-FEP-ORVIT-222	004405
		EPDM	70003-C-OREPDM-222	006610
		Silicone	70003-A-ORVIT-222	007176
20	Hex.-plug, 1/2"	Stainless steel	3WT-ASTOP-1/2-T	007154
21	Gasket for plug	PTFE	3WT-DIPTFE-ABL	000363

Dimensions for in-/outlet configuration „SS“ or „SD“

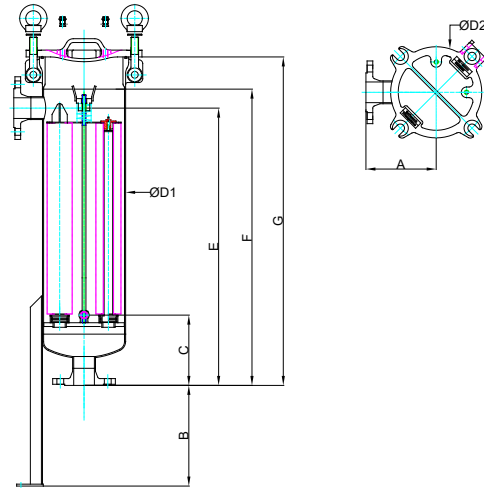


Dimensions for in-/outlet configuration „SS“ or „SD“

Typ	Cartridges	Inlet/Outlet	A	B	C1	C2	ØD1	ØD2	E	F	G
03WTGD10	3x10" Ø72	DN40	160	200	130	205	168	185	495	540	605
03WTGD20	3x20" Ø72	DN40	160	200	130	205	168	185	750	795	860
03WTGD30	3x30" Ø72	DN40	160	200	130	205	168	185	1005	1050	1115
03WTGD40	3x40" Ø72	DN40	160	200	130	205	168	185	1260	1305	1370
05WTGD20	5x20" Ø72	DN50	185	225	145	225	219	240	770	820	905
05WTGD30	5x30" Ø72	DN50	185	225	145	225	219	240	1025	1075	1160
05WTGD40	5x40" Ø72	DN50	185	225	145	225	219	240	1280	1330	1415
08WTGD20	8x20" Ø72	DN65	210	250	160	245	273	290	790	845	930
08WTGD30	8x30" Ø72	DN65	210	250	160	245	273	290	1045	1100	1185
08WTGD40	8x40" Ø72	DN65	210	250	160	245	273	290	1300	1355	1440
12WTGD20	12x20" Ø72	DN100	250	275	190	320	323	345	865	945	1030
12WTGD30	12x30" Ø72	DN100	250	275	190	320	323	345	1120	1200	1285
12WTGD40	12x40" Ø72	DN100	250	275	190	320	323	345	1375	1455	1540



Dimensions for in-/outlet configuration „SU“



Dimensions for in-/outlet configuration „SU“

Type	Cartridges	Inlet/Outlet	A	B	C	ØD1	ØD2	E	F	G
03WTGD10	3x10" Ø72	DN40	160	225	180	168	185	470	515	580
03WTGD20	3x20" Ø72	DN40	160	225	180	168	185	725	770	835
03WTGD30	3x30" Ø72	DN40	160	225	180	168	185	980	1025	1090
03WTGD40	3x40" Ø72	DN40	160	225	180	168	185	1235	1280	1345
05WTGD20	5x20" Ø72	DN50	185	265	185	219	240	730	780	865
05WTGD30	5x30" Ø72	DN50	185	265	185	219	240	985	1035	1120
05WTGD40	5x40" Ø72	DN50	185	265	185	219	240	1240	1290	1375
08WTGD20	8x20" Ø72	DN65	210	300	195	273	290	740	795	880
08WTGD30	8x30" Ø72	DN65	210	300	195	273	290	995	1050	1135
08WTGD40	8x40" Ø72	DN65	210	300	195	273	290	1250	1305	1390
12WTGD20	12x20" Ø72	DN100	250	325	225	323	345	795	875	960
12WTGD30	12x30" Ø72	DN100	250	325	225	323	345	1050	1130	1215
12WTGD40	12x40" Ø72	DN100	250	325	225	323	345	1305	1385	1470

Order example

05	WTGD	30	-	F	50	-	SU	-	222	-	T	V	-
1	2	3		4	5		6		7		8	9	10

Order information

Pos	Description
1	03 3 filter cartridges
	05 5 filter cartridges
	08 8 filter cartridges
	12 12 filter cartridges
2	WTGD Wolftechnik cartridge filter housing with casted, hinged cover, stainless steel
3	10 Filter cartridge length 9¾" or 10" (248 mm oder 254 mm)
	20 Filter cartridge length 19½" or 20" (496 mm oder 508 mm)
	30 Filter cartridge length 30" (762 mm)
	40 Filter cartridge length 40" (1016 mm)
4	F Flange DIN2633
	R BSP-pipe-thread, female
	M Screwed pipe connection DIN11851
	C Camloc-coupling, male
	TC TriClamp
5	1½ 1½" BSP-thread
	2 2" BSP-thread
	40 DN40
	50 DN50
	65 DN65
	80 DN80
	100 DN100
6	SU Inlet connection position on side, outlet in floor
	SS Inlet connection position on side, outlet on side diagonally across
	SD Inlet connection position on side, outlet on side below it (on one side)
7	222 Cartridge filter elements Code 0 or Code 5
8	L Housing material stainless steel 1.4404/1.4301
	T Housing material stainless steel 1.4404/1.4571
9	V O-Ring = Dichtung = Viton
	B O-Ring = Dichtung = Buna
	E O-Ring = Dichtung = EPDM
	S O-Ring = Dichtung = Silikon
	F O-Ring = Viton-FEP-encapsulated
10	-- Special equipment

Accessories & Adapters



Accessories

Vents necessary for operation to release the pressure when changing filters, instruments suitable for rest-drainage, pressure controls and gauges when using the filter housings are a typical equipment for pressure vessels, and can be custom made and delivered for specific use.



Adapters

Adapter components are often necessary when installing Filter elements into the filter housings. We therefore offer a multitude of adaptation possibilities, e.g. adapters for range adjustments, adapters for the connection of additional filter elements or adapters as a centring assistance to be used in the installation of the filter elements.